

Notation

Brought to you by

Doncaster Music Education Hub



We are learning to:


- Understand music notation
- Read and write music notes on the staff
- Use song and rhyme to help us learn



HAL LEONARD

The Staff


- Musical notes are written on a staff.
- Each staff has five lines and four spaces.
- The symbol at the beginning is called a **Treble clef**



Rhyme for the Lines


To remember the order you can use the rhyme -
Every Good Boy Does Fine

Can anyone think of another rhyme?



Notes in the Space


The notes in the four spaces spell the word **FACE**



(Each note is 'in' the space, touching the lines but NEVER going over)

The Musical Alphabet


- In music we only use the letters *A - G*
- When we get to *G*, the next note will be back to *A*.
- The notes get higher as they go **UP** the staff




Can you identify the notes?

Step 1 – Is it on the line or in the space?

Step 2 – Starting from the bottom, say the word or rhyme we use to remember the notes.



G



C

Click the note to reveal the answer

Name the notes to spell the word:

(I've done the first one to help you)



= C A G E



= E G G



= B E D



= B A B E

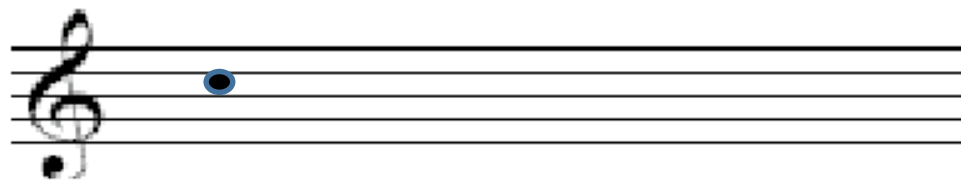
Click the staff to reveal the answer



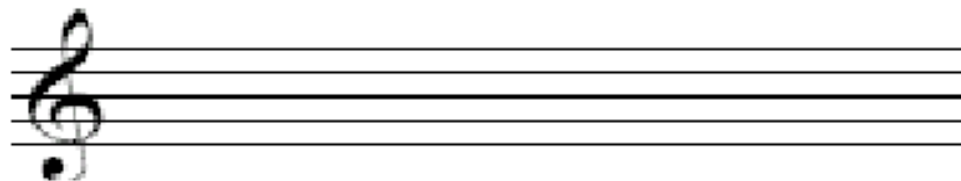
= C A B B A G E

Can you
draw the
stave and
add the
correct
notes?

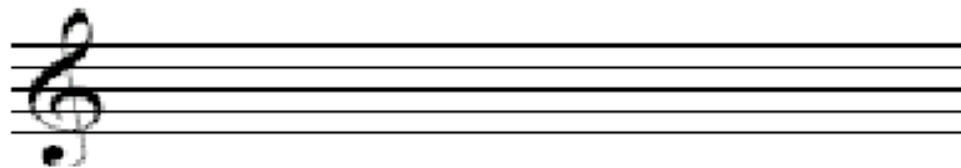
(I've done the first letter to help you)



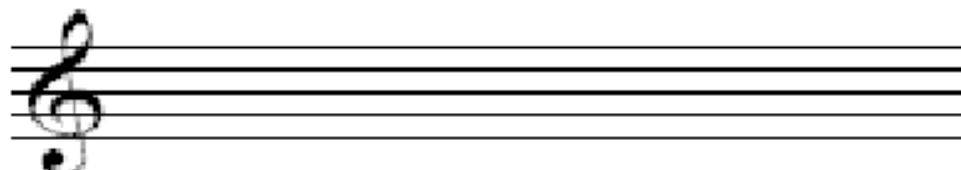
C A F E



D E A F



A C E



F E E D



Well done!



Now you can read and write music notation

